



# RAINBOW

# UKULELE




**HUGH BOYDE**

**A COLOURFUL APPROACH TO TEACHING AND LEARNING UKULELE  
FROM THE BEGINNING. FOR INDIVIDUAL OR GROUP TUITION.**

## Getting ready to play

Tuck the ukulele under your right arm and tilt it so that it points upwards. This will help you reach the notes comfortably.



Tuck the fingertips of your right hand under the sides of the ukulele to help support it. We are going to pluck with the thumb to begin with.

Balance the ukulele on the side of your left hand as shown.

## Practice with notes C - A

0 2 0 1 0 0

C D E F G A

### Twinkle twinkle little star

Twink - le twink - le litt - le star How I won - der what you are  
Up a - bove the world so high Like a dia - mond in the sky


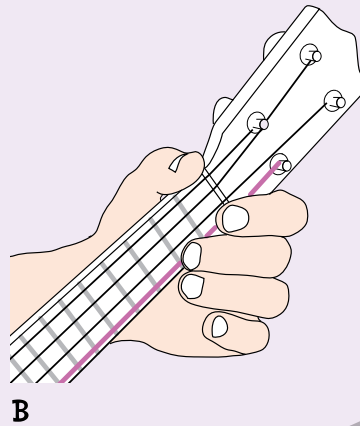

(Repeat 1st line)

### London Bridge is falling down


Lon - don Bridge is fall - ing down, fall - ing down, fall - ing down,  
Lon - don Bridge is fall - ing down, My fair la - dy

Just for fun, try playing London Bridge while someone else plays "Merrily" at the same time.

## New notes: B and C



## Practice with notes from C to C



*This piece has a pattern going through it. Can you see it?*

## Serenade

